

GO FOR THE GOLD

**GO FOR THE GOLD  
GOLD AWARD APPLICANT INFORMATION**



**GIRL SCOUTS—DAKOTA HORIZONS  
1101 S. MARION ROAD  
SIOUX FALLS, SD 57106-3466  
605-336-2978/800-666-2141  
[www.gsdakotahorizons.org](http://www.gsdakotahorizons.org)**

## TABLE OF CONTENTS

LETTER TO THE CANDIDATE (3)

GOLD AWARD REQUIREMENTS (4-5)

GOLD AWARD PROCESS (6)

GOOD TO GREAT (7)

YES-NO-MAYBE SO (8-9)

BRAINSTORMING IDEAS (10)

GOLD AWARD PROJECT: Idea Worksheet (11)

GIRL SCOUT GOLD AWARD PROJECT PROPOSAL: Project Plan (12-14)

HOUR LOG (15-16)

SAMPLE TIMELINE AND BUDGET (17-18)

GOLD AWARD REVIEW: Summary and Sample Questions (19)

MONEY (20-21)

FREQUENTLY ASKED QUESTIONS (22-24)

GOLD AWARD IDEAS FROM OTHER COUNCILS (25-26)

GOLD AWARD FINAL REPORT (27-29)

RESOURCES AND TOOLS (30)



Dear Girl Scout:

Congratulations on your decision to attain the Gold Award, the highest award a girl can earn in Girl Scouting. Your decision begins a process of fun, leadership, decision-making and planning. This process will not always be smooth, but it definitely will be exciting and beneficial to you.

The enclosed packet contains valuable information. Please read it through carefully. All forms and deadlines are included so you can plan your year. Your troop/group leader or parent will be providing the primary support to you as you go through the process, but do not hesitate to contact the Girl Scouts—Dakota Horizons office when problems arise or when you have questions or concerns.

Once you have an idea for a Gold Award project, contact Connie Ochocki at Girl Scouts—Dakota Horizons office. Run your idea past Connie. She will make sure that you are on the right track. Once you have submitted your application, you will be contacted to set up a time for your review. This is not an interview, but more of a detailed discussion about your project. There may be some areas where you will need to provide further information. You should not begin your Gold Award project, other than some initial information gathering, until you have had your review and your project has been approved.

The enclosed information has been put together for your benefit. Once you receive this booklet, read through the pages carefully. You will then be ready to proceed to the first step-submitting your Gold Award project application. Please pay attention to deadlines listed.

As you start this process, remember that you are a leader; you have prepared for this through your past experiences and are ready to use your decision making, communication and leadership skills.

Good luck as you proceed on this adventure.

Yours in Girl Scouting,

Connie R. Ochocki  
Adult Development and Program Director  
[cochocki@gsdakotahorizons.org](mailto:cochocki@gsdakotahorizons.org)

## GOLD AWARD REQUIREMENTS

(Based on Council Guide for the Girl Scout Gold Award c. 2006)

**The Girl Scout Gold Award is the highest achievement in Girl Scouts and is a national recognition. The award has seven steps. They are:**

**1. BUILD a Framework.**

Meet with troop/group or Girl Scout Gold Award Project Advisor and develop a timeline for steps 2-4. Include some thinking about where Step 5 might fit in to your timeline. Also make an agreement with adult advisor.

**2. LEAD – Earn the Girl Scout Gold Leadership Award (charm).**

**a. Earn three Interest Project Awards found in Interest Projects for Girls 11-17, or on the Studio 2B website. [www.studio2b.org](http://www.studio2b.org)**

This means that when you begin thinking about working on the Gold Award, the interest project patches you choose to work on should relate in some way to the project you do. The skills you learn from these interest project patches will provide a foundation for your Gold Award Project. Maybe you need leadership skills, computer skills or even math skills.

**b. Earn a charm from the Studio 2B Focus series.**

Use any of the 15+ focus books to earn your charm.

**c. Spend 30 hours in a leadership role.**

**3. NETWORK – Earn the Girl Scout Gold Career Award (charm).**

Complete the requirements in the Studio 2B “Go For It” handbook. A combination of 40 hours must be completed to earn this charm.

**4. EXPLORE – Earn the Girl Scout 4B’s Challenge (charm).**

This challenge focuses on “become, belong, believe and build” and how activities relate to these concepts and the Girl Scout Law. The challenge is designed to lead you to a relevant Girl Scout Gold Award. Use the “Go For It” Gold Award Studio 2B insert to keep records and journals. Use the Studio 2B Focus Book *Write Now* to build persuasive skills. Note: Hours spent on the 4B’s challenge can be applied to the Gold Project hours.

**5. CREATE – Plan your Girl Scout Gold Award.**

- a. Complete these first 4 requirements before developing a Gold Award Project.
- b. Your project should meet an expressed need in the community. It cannot be a service to Girl Scouting.

- c. Always check Safety-Wise when planning your project.
- d. If your project is going to be on-going, plan how it can be sustained or maintained.
- e. Consider at the beginning what funding might be necessary and create a realistic budget that does not rely on securing grants or raising large sums of money. Remember that you cannot collect money for other organizations, but you can ask for good and services.
- f. You can enlist others to help you, but they cannot all be Girl Scouts. You can work through other community organizations to put your project in place.
- g. It is your vision and leadership that should make your project happen.
- h. Your project must extend over a minimum of 4 months and must be 65 hours long, including no more than 10 hours of pre-planning time.**
- i. Run your idea past your troop/group leader, staff member or parent first. They can provide guidance on whether your idea might be too simple or overly complex.
- j. DO NOT begin your Gold Award Project until it has been reviewed and approved by the Review Committee.
- k. Explain the Gold Award project requirements to any agency or group you will be working with. They need to understand the requirements that must be met and be aware of the guidelines you will be working within.

**6. ACT – Take Action, put your plan into action.**

You may have to make changes as your plan goes into action. That is typical. You will run into roadblocks and snags. Being flexible and thinking as you go are what make a project a success.


**7. REFLECT – Reflect and Evaluate**


Ask yourself such questions as:

- Did I accomplish what I set out to accomplish?
- Could I have avoided some problems that sprang up?
- What did I learn about myself?
- What did I learn about others?
- How did I leave my mark?
- How can I share what I did?

## **GOLD AWARD PROCESS**

- Attend a Gold Award Learning Opportunity
- Idea/Brainstorming - put together an idea.
- Complete initial paperwork, which includes
  1. LEAD – 3 IP’s, focus book, 30 hrs. of leadership
  2. NETWORK – 40 hrs. of career work
  3. EXPLORE – 4B’s challenge
- Call Connie Ochocki at Girl Scouts—Dakota Horizons office to set up a meeting time.
- Connie will review paperwork, give you feedback, discuss any problems and help you work out the glitches.
- When you believe you are ready to propose your Gold Award you will meet with the Review Committee. They must approve of your project before you start. Do not start working on your Gold Award until you meet with the task group. Planning time is okay.
- When you get approval from the Review Committee start working on your Gold Award. Remember, the project must take a minimum of 4 months.
- All paperwork and projects must be completed by February 1st in order to be recognized at the District Spring Recognition Event for that year.





## From Good to Great: Successful Girl Scout Gold Award® Projects

A Girl Scout Gold Award project is different from a good community service project. It should involve girl planning, leadership and decision making and focuses on addressing a real need in your community. It encompasses the mission of Girl Scouting — creating “girls of courage, character and confidence, who make the world a better place.” When working as a group, each girl needs to play an individual role. Here are several examples of good service projects that have expanded into great Girl Scout Gold projects.

<b>Good Service Project</b>	<b>Great Girl Scout Gold Award Projects!</b>
Volunteering many hours at a Park Service site picking up litter.	Reseeding an area with native vegetation and ridding area of non-native vegetation. Creating an interpretive guide on what the area was like 50 years ago and why it is important to preserve native species.
Working at the local library doing children’s story hours or conducting a book drive for the juvenile detention center.	Creating a reading program for a migrant work camp in the summer. Assuring that each child receives a book (bilingual) of their own. Matching young children with volunteer tutors from the high school Spanish club to create an ongoing service project.
Volunteering to collect games and food at the mall for a teen center.	Creating a health access booklet for teens in the community; culminating with a teen health fair with various organizations presenting their services. Admission is canned goods for a teen center.
Acting in a play to commemorate the 100 <sup>th</sup> anniversary of a community.	Researching and writing a script for a cemetery tour focusing on the founders of the community. Casting parts, creating costumes and arranging for a series of evening cemetery tours to kick off the founding of the community.
Planting flowers in a park during a community service day.	Working with the city parks department to start a public gardening project in your community. Providing food to a food bank from the garden. Using a greenhouse at a school to start plants yearly with kids and retired folks as mentors.

## **YES, NO, OR MAYBE SO**

### **How to choose a good Gold Award Project**

Place a “Y” by those projects which you think would be a good choice for a Gold Award Project, and “N” by those which you think would NOT be a good choice, and an “M” by those which MIGHT BE a good choice but need to be s-t-r-e-t-c-h-e-d further.

- \_\_\_\_\_ 1. Set up and run extended day activities for at least a week at day camp.
- \_\_\_\_\_ 2. Plan and implement a thank-you activity for your Girl Scout leader.
- \_\_\_\_\_ 3. Become a first aider and teach first aid skills to a group of children.
- \_\_\_\_\_ 4. Assist the Girl Scout Service Unit Manager with an event.
- \_\_\_\_\_ 5. Take Program Aide training and help with a Daisy or Brownie troop.
- \_\_\_\_\_ 6. Plan and carry out recruiting programs for you Service Unit.
- \_\_\_\_\_ 7. Organize and run a Girl Scout Library.
- \_\_\_\_\_ 8. Organize babysitting for troop leaders/volunteers attending leader meetings.
- \_\_\_\_\_ 9. Lead an environmental awareness campaign in your community.
- \_\_\_\_\_ 10. Organize a group to make a Service Unit song tape and become song leaders.
- \_\_\_\_\_ 11. Create a book on the accomplishments of women in the community.
- \_\_\_\_\_ 12. Organize the restoration of an historical building.
- \_\_\_\_\_ 13. Develop a bicycle safety course for children and see that it is carried out in your community.
- \_\_\_\_\_ 14. Motivate a friend to take CPR.
- \_\_\_\_\_ 15. Plan, organize and run a babysitting training program.
- \_\_\_\_\_ 16. Record an oral history of your community as seen through the eyes of Senior citizens and donate it to your local historical society.
- \_\_\_\_\_ 17. Plan and organize and ethnic fair for your community.
- \_\_\_\_\_ 18. Organize an art show for school children in your community.
- \_\_\_\_\_ 19. Rake leaves for senior citizens.

GO FOR THE GOLD

- \_\_\_\_\_ 20. Organize and help to run after school activities for latchkey children.
- \_\_\_\_\_ 21. Work with a community group to promote voter registration.
- \_\_\_\_\_ 22. Work with a hospital to set up a recreational music therapy program for children.
- \_\_\_\_\_ 23. Help to organize and stock a playroom or library for children at a local hosp.
- \_\_\_\_\_ 24. Organize pet care training for younger children.
- \_\_\_\_\_ 25. Develop a pamphlet or video of activities available for teenagers who are newcomers to your community.
- \_\_\_\_\_ 26. Work with a local library to record books onto cassette tapes for the blind and visually impaired.
- \_\_\_\_\_ 27. Help teach English to international children in the community.
- \_\_\_\_\_ 28. Write and or produce a play for the community. Travel to schools, nursing homes, hospitals or other places to put on this entertainment.
- \_\_\_\_\_ 29. Plan and run a bridging ceremony.
- \_\_\_\_\_ 30. Work with a community agency to establish a hot line for teenagers in crisis.
- \_\_\_\_\_ 31. Be a leader at a day camp.
- \_\_\_\_\_ 32. Organize a half-day event for Daisy Girl Scouts and their moms/guardians.
- \_\_\_\_\_ 33. Work with the local fire department and organize fire preparedness workshops in the community.
- \_\_\_\_\_ 34. Take a Brownie Girl Scout troop on a camping trip.
- \_\_\_\_\_ 35. Organize a Service Unit to make food baskets to give to families in need for one holiday celebration.'
- \_\_\_\_\_ 36. Work with other girls from the troop/group to organize a camp.

## WHAT'S THE PROBLEM

Ask yourself that question for each of these topics. Decide which topic(s) interest you and then brainstorm!

- **Community Concerns**: school, city growth, vacant lots, and use of buildings, beautification projects, animals and wildlife.
- **Social Concerns**: family, human development, population, ethnic groups, unemployment, public health, support systems.
- **Governing Agencies**: transportation, law enforcement, education, business and labor, lawmaking, and social agencies.
- **The Environment**: energy production, natural resources, pollution, weather, garbage.
- **Technology and Space**: communications, information, satellites, space probes, medicine, medical research, inventions.
- **Value System**: money, economic growth, human rights, ethics, religion, censorship, trade, history.
- **Public Safety**: self-defense, terrorism, disasters (earthquakes, floods, fires, storms) disease.
- **Leisure Time**: sports, games, recreation, vacations, hobbies, styles and trends.



### BRAINSTORMING THE PROBLEM

IDEAS

---

---

---

WHAT I THINK ABOUT THE IDEA?

---

---



## IDEA WORKSHEET

Project Idea: \_\_\_\_\_

\_\_\_\_\_

Who would be involved? \_\_\_\_\_

\_\_\_\_\_

Are there community agencies that I would need to contact? If so, who? Do I know who the contact person is? \_\_\_\_\_

\_\_\_\_\_

Who will help me with my project? What will they do? \_\_\_\_\_

\_\_\_\_\_

Is there a specific time of year this project would need to be done? If so, when? If not, when would I like to start and complete the project? \_\_\_\_\_

\_\_\_\_\_

Will there be expenses associated with the project? If so, where will the funds come from? Can supplies be donated? From who? Can I borrow supplies/equipment? From who? \_\_\_\_\_

\_\_\_\_\_

What problems can I anticipate happening? \_\_\_\_\_

\_\_\_\_\_

Other information I need to know: \_\_\_\_\_

\_\_\_\_\_

\_\_\_\_\_

## Girl Scout Gold Award® Project Proposal For Girl Scouts—Dakota Horizons Council

**Please fill out using a word processing program, type or print in black ink. Make copies for your Girl Scout Gold Award Project advisor, your troop/group advisor and for you to keep. Submit original into your council 6-8 weeks prior to starting your project. Do not begin project until you have received council approval. Check with your council for any deadlines.**

Name: \_\_\_\_\_ Phone: \_\_\_\_\_

Address: \_\_\_\_\_

Age: \_\_\_\_\_ Grade: \_\_\_\_\_ School: \_\_\_\_\_

E-mail Address: \_\_\_\_\_

Troop/group Advisor: \_\_\_\_\_ Troop/group Number: \_\_\_\_\_

Advisor's Phone: (\_\_\_\_) \_\_\_\_\_ E-Mail: \_\_\_\_\_

### **STEP 1: GET READY**

Girl Scout Gold Award Project Advisor: \_\_\_\_\_

Project Advisor's Phone: (\_\_\_\_) \_\_\_\_\_ E-Mail: \_\_\_\_\_

**Attach copy of timeline developed by you and your advisor.**

### **STEP 2. GIRL SCOUT GOLD LEADERSHIP AWARD**

Activities	Date Completed	Advisor* Signature
1. Earn It: IP:		
IP:		
IP		
2. Studio 2B Focus Book		
3. Lead It: (30 hours) Describe:		

\*Can be signature of your troop/group advisor or Girl Scout Gold Award project advisor.

**STEP 3- GIRL SCOUT GOLD CAREER AWARD**

Describe 40 hour career related activity:	Date Completed	Advisor Signature

\*Can be signature of your troop/group advisor or Girl Scout Gold Award project advisor.

**STEP 4: GIRL SCOUT GOLD 4 B'S CHALLENGE AWARD**

Activity	Date Completed	Project Advisor Signature
A. Become		
B. Belong		
C. Believe		
D. Build		

**STEP 5: GIRL SCOUT GOLD AWARD PROJECT**

Title of Project: \_\_\_\_\_

Proposed start date: \_\_\_\_\_ Proposed completion date: \_\_\_\_\_

A. Describe the issue you hope the project will address, what you hope to achieve, and who will benefit.

---

---

---

---

---

B. Discuss the reasons for selecting this project.

---

---

---

---

C. Outline your strengths, talents, and skills that will be put into action.

---

---

---

D. Describe the steps involved you for putting your plan into action, including facilities and/or equipment needed. (You can attach project plan.)

---

---

---

---

E. Indicate methods and/or tools you will utilize to evaluate the effectiveness of your project?

---

---

---

---

F. List the names of advisors and resources you plan to use.

---

---

---

---

G. Estimate overall project expenses and how you plan to meet these costs (attach copy of budget sheet).

---

---

---

Your signature: \_\_\_\_\_ Date: \_\_\_\_\_

Girl Scout Gold Award project advisor signature: \_\_\_\_\_

ACTIONS:	DATE:
Received by Council on:	
Coaching given:	
Girl response:	

Approved: \_\_\_\_\_ Date: \_\_\_\_\_  
Council Representative





**SAMPLE - Gold Award Project Timeline - SAMPLE**

**Sample 1: Count Down Timeline**

A count down timeline illustrates a count down of days on a project and what has to happen within that time to complete the project. This is by no means a logical timeline; you will need to prepare yours based on your project.

Month	Date	Work to do	Count Down Days
October	Oct 18-21	Brainstorm project ideas	109
	Oct 24-25	Select Project idea	103
November	Nov 4	Meet with corporation I am going to help	93
	Nov 7	Select a project	90
	Nov 8-18	Work out details on project and get confirmation letter	89
	Nov 11	Work up detailed budget	86
	Nov 14-30	Work up Project Proposal Application	83
	Nov 21	Submit project proposal, meet with Connie	56
December	Dec 5	Meet with review committee to go over project	42
	Dec 12	Receive approval for project	35
	Dec 12	Start Gold Award Project	35
January	Jan 15	Submit Gold Award Final Report	15
	Jan 30	Receive Gold Award Approval	0
April	April	Gold Award Ceremony	

**SAMPLE 2: Standard Timeline**

This timeline illustrates project goals in the order they are to be achieved. This form allows for completion of the timeline as goals are accomplished. You will need to set up a timeline based on your project goals.

Work to do	Proposed date	Date Completed
Brainstorm project ideas	Oct 18-21	
Select project ideas	Oct 24-25	
Meet with corporation I am going to help	Nov 4	
Select a project	Nov 7	
Work out details on project and get confirmation letter	Nov 8-18	
Work up detailed budget	Nov 11	
Work up Project Proposal Application	Nov 14-30	
Submit project proposal, meet with Connie	Nov 21	
Meet with the review committee to go over project	Dec 5	
Receive approval for project	Dec 12	
Start on Gold Award Project	Dec 12	
Submit Gold Award Final Report	Jan 15	
Receive Gold Award Approval	Jan 30	
Gold Award Ceremony	April	

**SAMPLE - Gold Award Project Budget - SAMPLE**

**Detailed Budget Sample**

This is a sample; your budget should be similar to this example. A budget should contain all expected expenses, and room for unexpected expenses to be recorded. Some budgets allow for a breakdown of a specific category as below, this may or may not be necessary for your project. The “Early Estimate” column should be completed when turning in your detailed budget with your Project Proposal. The “Amount Expended” column will be completed as you work on your project. The full completed budget worksheet should be submitted with your Final Report.

<b>Item</b>	<b>Breakdown</b>	<b>Early \$ Estimate</b>	<b>Notes</b>	<b>Amount Expended</b>
<b>Supplies</b>	<b>Socks</b>	<b>10.00</b>		<b>14.00</b>
	<b>Felt</b>	<b>10.00</b>	<b>Donated</b>	<b>0.00</b>
	<b>Plywood</b>	<b>55.00</b>		<b>27.00</b>
	<b>Paint</b>	<b>14.00</b>	<b>Donated</b>	<b>0.00</b>
	<b>Books</b>	<b>27.00</b>		<b>34.00</b>
	<b>Total</b>		<b>\$116.00</b>	
<b>Thank you</b>	<b>Stationary</b>	<b>20.00</b>		
	<b>Postage</b>	<b>15.00</b>		
	<b>Color copy of picture project</b>	<b>10.00</b>		
	<b>Total</b>		<b>\$35.00</b>	

<b>Grand Total</b>	<b>\$116.00</b>
--------------------	-----------------

## GOLD AWARD REVIEW

### *SUMMARY AND SAMPLE QUESTIONS*

The review for the Gold Award project is designed to help you do a quality project to complete the requirements for the Gold Award. It is NOT a test. You cannot pass or fail. Rather it is an opportunity for you to explain your project to a committee. We are interested in you and your Girl Scout experience. Along with your troop/group leader, the council is organized to be a source of support and guidance to you in your work on this project. The review will last approximately one-half hour. Please dress in nice clothing. You may wish to wear your Girl Scout sash or vest.

The following are some of the questions you may be asked. Your answers to these questions may cause others to arise. Prepare yourself by thinking about your answers before you come. Bring a copy of your Gold Award project plan and time schedule with you.

### **SAMPLE QUESTIONS**

**1. Why did you choose this project?**

You may want to elaborate on the statement you wrote in the plan. Include how you became aware of the need for this project.

**2. How do you plan to complete your project?**

You may want to elaborate on the time schedule you wrote.

**3. What do you hope will be the end result of your project?**

Include both how the community and you will benefit. How will you know you have achieved your goal?

**4. If the project is being done through an agency or organization, have you discussed it with the person there with whom you will be working?**

What was the result of the discussion?


**5. How will you be using your leadership skills?**

**6. If this project is similar to one done in the past, how is this project different?**

**7. How will you introduce this project to the community?**

**8. Will this project continue when you are finished? How?**

**9. If more than one Girl Scout is working on this project, what are your roles?**



## M\*O\*N\*E\*Y and Your Leadership Project

(adapted from “Go for It” STUDIO 2B Girl Scout Gold Award insert)

One of the challenges facing every girl “going for the Gold” is financial. Often, when the planning gets serious, adjustments have to be made in the doing. On the one hand you are asked to meet a need in your community; on the other hand, you have some major constraints outlined in *Safety-Wise* and by your council. So what’s a girl to do?

OK. The reality first. Then some possible ways to approach it. Think of those who have gone before you. They figured it out, and so can you! Then clear the adjustments you have made in your plan with your Girl Scout council.

1. You can’t ask for money as a girl member of Girl Scouts. You can’t ask for materials or services (technically called gifts-in-kind) either. This asking is considered fundraising by the IRS and Girl Scout policies — and for a lot of reasons (legal and otherwise); adults are the only people who can raise money for Girl Scouting.

What you can do: Since adults can solicit money, work with an adult partner if you really need to get a donation of materials or need some funds. You **can** describe your project to others, write a letter, create a PowerPoint presentation or write the grant, but an adult has to do the actual ask and sign on the dotted line. And don’t forget to clear the solicitation with your council. No way around it.

2. You can’t raise money for another organization as a Girl Scout. That means you can’t have a bake sale and tell people that you are giving the proceeds to a homeless shelter for meals, you can’t ask for pledges for a walk-a-thon to benefit breast cancer research, and you can’t hold a benefit dance to raise money for Sally’s kidney operation.

What you can do: This is where it gets a bit tricky. Your troop/group **can** hold a bake sale or birdhouse sale and can charge a fee to an approved event that you put on to earn money **for your troop/group’s activities**. However, **your troop/group must have council permission for any money-earning activity**. **Your troop/group may then decide to use that money toward** the completion of a Girl Scout Gold Award Project, such as the purchase of materials. It must be a troop/group decision on how to allocate the funds, which can be used for group or individual projects.

If you are an individually registered member, things are slightly different. You cannot earn money as an individual Girl Scout for yourself. The money you earn must go to an account held by a group (troop/group, service unit, or your council). Next, you must present your need for funds to that group. There is no guarantee that you will get back the amount of money you earned for the group, as the dispersal of funds will be a group decision. We suggest you first check with your council about the options open. There may be a grant process in place for funds earned by individual girls on product sales, or you might be put into a Girl Scout Gold Award interest group or group of “Juliette’s” where, working with other girls and an adult advisor, you can develop a funding base for activities.



## Hot Group Money-Earning Ideas

Reminder: All Girl Scout activities should meet *Safety-Wise* and council guidelines — and be approved by your council.

1. Sell Girl Scout cookies. (Think big — arrange for booths at sports events or college dorms or sell cases of cookies to businesses for special treats for their staff. You end up helping your council as well as your group.)
2. Provide childcare at special events during the holiday season or community events. (Be sure to have an adult trained in first aid present.)
3. Recycle aluminum cans. (How about a community can-a-thon? Involve small businesses as well as families.)
4. Put on a gigantic garage sale. Don't forget to make refreshments to sell!
5. Offer clown activities and face painting at family events or malls.
6. Wrap gift packages at holiday fairs.
7. Apply for a community improvement grant. (Check with the mayor's or governor's office and your council. Arrange for an adult to be the signer. The money may need to go through your council or service unit, as well.)
8. Hold a penny drive. Appeal to friends and family members to save loose change for you. (Donations of coins can accumulate really fast, and can present you with the nice problem of hauling a heavy load to the bank.)
9. Recruit "shareholders" for your group's budget. Figure out the total budget and prepare an "ask" for sponsors who support your year's activities. (As shareholders, they deserve an annual report.)
10. Provide classroom or home birthday parties on order (cupcakes and games for the busy mom).

## **Do *Not* Engage In The Following Kinds Of Activities:**

1. **Money-earning projects where you are performing an activity that someone normally gets paid to do** — in other words, taking jobs away from people, such as store workers, maintenance staff, or service providers. (**However**, if certain activities — for example, cleaning a stadium after a game or gift wrapping at a store — have previously been defined clearly as opportunities for nonprofits to earn money, you can undertake these activities **with council approval**.)
2. **“Cheap labor” projects disguised as money-earning projects.** At first it may sound like a great idea, but you are actually being taken advantage of and taking away the job of someone who should be paid more money than you are being offered. That’s why there are child labor and minimum wage laws!
3. **Money earning projects where Girl Scouts of the USA might be perceived as endorsing a product or political viewpoint or cause.** This includes getting paid to pass out flyers for political candidates or freebees at a business opening. When in doubt, check with your council.
4. **Money earning projects where the money goes to individuals rather than to your group as a group donation.** You cannot be employed *as a Girl Scout* to earn money.
5. **Selling anything on the Internet as a Girl Scout.** Safety and council boundaries are of primary concern here.

## **Some Frequently Asked Questions on Money**

### **Q: Can I use my own money on the Girl Scout Gold Award Project?**

A: Yes. If you want to use your own money, you can. You may receive help from your family, too. However, we encourage you to work with others to earn the money. That’s part of the process. “Going for the Gold” is not meant to be a hardship on a family or individual.

When designing your project, it’s important to think creatively about how you can make a difference with little or no money. Then talk to your council and advisor about ideas for financing the project or arranging for the donation of materials and services.

### **Q: Can I ask friends and neighbors for help?**

A: You shouldn’t ask for donations of money, but you can ask for donations of time and stuff, such as clothing for a clothing drive or that pile of bricks left over from your neighbor’s backyard project. **However, if the neighbor wants to claim the donation as a tax deduction, he or she will need to make the donation to the council for IRS purposes and get a receipt signed by a council staff person.**

**Q: What if what I want to do costs too much?**

A: It's better to succeed with a smaller project that is within your budget than to be unable to complete a larger project because it exceeds your budget. Be realistic about what you can and can't do. Work with your adult advisor to develop a reasonable budget for your project. If your resources are not sufficient for you to realistically accomplish your goal, then you need to rethink the project. Planning is the key to a good Girl Scout Gold Award Project. You should be prepared with a budget for your project before you meet with your council Girl Scout Gold Award Mentor Committee.

**Q: Is it all right to seek help from other organizations when doing my Girl Scout Gold Award?**

A: Yes, with some qualifications. Many service organizations have budgets for community projects. You can use their interests (e.g., Lions Club International may focus on vision care, while Soroptimists may have a committee on literacy) as leverage to support your project and get volunteers to help you. Do some research on local service organizations. Even some businesses give workers time for community service hours and projects. However, remember the rule about having the adult doing the "ask" for actual money and gifts-in-kind, and clearing your joint approach with your local council. (Your council may be asking the same group for major donation and you don't want to interfere with the council's "ask.") Don't let the organization's agenda drive your vision for your project.

**Q: I know you can't raise money as a Girl Scout for other organizations, but can I do it on my own?**

A: As an individual, you can volunteer for other organizations, but you should not identify work that you do to raise funds for another organization as part of your time going toward the Girl Scout Gold Award. Additionally, you may not present yourself as a Girl Scout to the public in this process since you are a volunteer for another organization. For example: If your local Red Cross needs money to purchase training dummies, you may participate under their supervision as an individual volunteer to raise funds, but you cannot count that service as part of your time toward any Girl Scout award or service hours. However, you can plan a Girl Scout Gold Award project using the equipment that was purchased as part of your efforts as a volunteer for that organization.

**Q: Can we charge for a Girl Scout event to earn money?**

A: If it is a service project, a fee can be collected to cover the cost of materials. The project ceases to be a service project if you are charging a fee for the event above cost, in which case the hours cannot go toward service hours in any award. If you are doing an event as a Girl Scout (e.g., a Badge Workshop, Bike Rodeo, etc.) and are planning to charge a fee **above** the cost of materials, you **must first** clear this with your Girl Scout Council. Provision should be made for scholarships for troop/groups or individual girls who cannot afford fees to your event and you must be clear in your advertisements and materials that this is a money-earning event for your troop/group. If your actual project is an event for the public, you can charge a fee to cover the cost of materials.

## SOMETHING TO THINK ABOUT....

- Is the project challenging?
- It is important to me?
- Does it utilize my skills I have gained in Girl Scouts?
- Is this project more difficult than any project I have completed in the past?
- Is this proposed project a needed and wanted community service?
- Will my proposed project benefit a group of persons outside of Girl Scouts?
- Will my project help me grow personally?
- Is it unique?
- Have I allowed myself enough time to produce a quality project?
- Have I picked the right people to help me finish my project?
- Do I know what I want my helpers to do?
- Can I explain my dates, timeline, budget, project and expectations to my helpers?
- Did I give my completed project application to someone else to ready to make sure I have accurately, clearly and sufficiently answered all questions?

## ADVICE FROM PAST GOLD AWARD RECIPIENTS

- Start searching early for ideas.
- Keep on schedule of what has to be done and at what time.
- Do something you will enjoy doing.
- Pick a project that is important and exciting to you.
- Start Early!!
- Have support people to keep you motivated and provide inspiration.
- Leave plenty of time for anything that may change your schedule.
- Don't get discouraged when things don't go the way you planned.
- Ask for help if you need it.
- Don't procrastinate.
- Don't give up!
- Keep a notebook for the paperwork; take notes along the way to help write your final report.
- It is worthwhile to do because you get a good feeling for helping others.



## **GOLD AWARD IDEAS FROM OTHER COUNCILS**

**Bayville-Chelsea Harrison**, recently graduated from Central Regional High School. Harrison created a song program for her church. She spent a year on a project playing the piano and helping children learn songs about God. In addition, the church needed the nursery redesigned, which Harrison did with painted Precious Moment-like murals. She also collected used toys to add to the children's enjoyment. Harrison says her active involvement in Girl Scouting has enabled her to spend two weeks in Hawaii, 21 days in Europe and this summer she plans to travel to Australia

**Jackson-Lynn Marie Vafides**, recently graduated from Jackson Memorial High School. For her Gold Award project, Vafides collected used toys, games and dolls and fixed them up so they could be played with again. Collections were made from her friends, family, a local church, and her "Exploring Childhood" class. All items were distributed to local Catholic Charities agencies and a local day care center.

**Manchester -Melissa Wernoch**, who completed her junior year at Manchester Township High School. Wernoch ran eight programs for Girl Scouts in her town over seven months. The topics included Oktoberfest, Being Thankful, Holiday Fun, and April Patriot Mixer to name a few. At each program the girls did at least two crafts, games and snacks. Participants received a theme-related patch. Wernoch also ran two food drives and donated holiday presents to underprivileged teenagers in the Manchester area through Kevin's Kids.

**Katherine L. Jans**, who completed her junior year at Manchester Township High School. Through her project, Jans helped young women understand the importance of self-confidence, a positive attitude, and the dangers of anorexia and bulimia nervosa. Attendees learned to look for specific warning signs and earned the Women's Health Interest Project patch. In addition, she filmed and edited a Public Service Announcement about eating disorder awareness that aired on Manchester Township Public Access Channel during Eating Disorder Awareness Week. For the final stage of her project, Jans collected healthy food from members of the Council's Sweet Bay Service Unit in Manchester and Lakehurst. She organized putting together food baskets donated to Ocean's Harbor House.

**Cassandra Surgent**, who completed her junior year at Manchester Township High School. For her Gold Award project, Surgent held workshops for Teen Girl Scout troops about the three trimesters of pregnancy and how drinking, drugs, and smoking affect the unborn fetus. She presented the Child Care Badge to community children, high school students and her own troop. She volunteered at Children's Hospital helping new volunteers and also directed crafts and a game for children. Through donations, Surgent was able to assemble baskets with baby and children's items, which she then gave to the Open Door Pregnancy Center, Buttons and Bows Day Care Center, Dottie's House, and Children's Hospital.

**Lakehurst -Noel Hunter**, who completed her junior year at Manchester Township High School. Hunter presented the Wildlife Badge to a Junior Girl Scout troop and the All About Birds Interest Project Patch to Cadette and Senior Girl Scout Teen troops. At meetings, she taught girls how to put together a birdhouse that would be placed at Lake Horicon in Lakehurst. To help the girls complete the requirements for the badge, she led nature walks and explained various trees, plants and wildlife to troops.

**New Egypt -Brianna Foote**, who completed her freshman year at the University of North Carolina at Chapel Hill. Foote was awarded the Gold Award for her project completed last year for the Council's Blue Spruce Service Unit, which serves members in New Egypt and Plumstead Twp. Foote created a service unit website intended to provide information to Girl Scouts and their friends and family.

**Manahawkin -Kelley Callahan, Brittany Coates, Sarah Jean Creutzinger and Kaitlyn Kinney**, worked together to complete a Gold Award Project. The teens, had completed their junior year at Southern Regional High School, ran a four week summer reading program at local Stafford Township elementary schools to encourage children to read and have fun. The children did activities planned by the Girl Scouts with the help of the school system faculty and invited organizations. The girls worked with two Girl Scout troop leaders, who are also teachers, to develop age-appropriate activities for the students. The Girl Scouts provided educational activities that went along with weekly themes. The children played games based on the books they read. The teens involved volunteers from their Girl Scout troop and Americorps. They partnered with other organizations such as the 4-H, Surfflight Theater, Magicians and the Alliance for a Living Ocean. Each Girl Scout was responsible for one week of working with children in kindergarten through sixth grade. Nearly 200 children participated in the program.

**Katydid** -After attending the Wider Opportunity, Natural Science in the Tetons, Katydid decided to base her Gold Award project on environmental education. She organized environmental activities for several community celebrations including the Tule Fog Fete sponsored by the Great Valley Museum and Earth Day in the Park sponsored by the city of Modesto. In addition, she organized and held an environmental education day for children called Operation E.A.R.T.H. designed to heighten awareness of their surroundings. One of the highlights was having a local junior college biologist run sessions, which offered fun hands-on river exploration activities. Environmental education resources were also collected and distributed to local grade schools in an attempt to promote environmental activities at younger ages. Katydid received her Gold Award at a special Troop Gold Award Ceremony held at the McHenry Mansion, a local historical landmark.

**Another Gold Award Idea:** A girl put on a 2-day event involving different aspects of theater. It was designed to promote theater to younger age children. She targeted 4 local schools as well as local Boy Scouts and Girl Scouts. During the event she provided workshops in props, scenery, make-up, improvisation, costumes, puppets, masks.

## Girl Scout Gold Award® Final Report

Please fill out using a word processing program, or type or print in black ink. Make copies for your Girl Scout Gold Award Project Advisor and for you to keep. SUBMIT ORIGINAL TO GIRL SCOUTS—DAKOTA HORIZONS.

Name: \_\_\_\_\_ Phone: \_\_\_\_\_

Address: \_\_\_\_\_

Age: \_\_\_\_\_ Grade: \_\_\_\_\_ School: \_\_\_\_\_

E-mail: \_\_\_\_\_

Troop/group advisor: \_\_\_\_\_ Troop/group #: \_\_\_\_\_

Troop/group advisor's phone: (\_\_\_\_) \_\_\_\_\_ E-Mail: \_\_\_\_\_

Girl Scout Gold Award Project Advisor: \_\_\_\_\_

Project Advisor's Phone: (\_\_\_\_) \_\_\_\_\_ E-Mail: \_\_\_\_\_

Title of Project: \_\_\_\_\_

### STEP 5: Track Project Hours

Date started: \_\_\_\_\_

Date Completed: \_\_\_\_\_

### STEP 6: Think About It

**A. Briefly summarize your project. Include the issue your project addressed and the methods you used for meeting the project objectives.**

---

---

---

---

---

---

---

**B. Discuss the benefits your project provided to others in the community.**

---

---

---

---

**C. Detail the method used for evaluating the impact of your project.**

---

---

---

---

---

**D. What did you learn about yourself as a result of this project?**

---

---

---

---

---

**E. What aspects of your project would you change or do differently?**

---

---

---

---

**F. What was the most successful aspect of your project?**

---

---

---

---

**Your signature: \_\_\_\_\_ Date: \_\_\_\_\_**

**Girl Scout Gold Award Project Advisor signature: \_\_\_\_\_**

Turn in your completed final report within 30 days of completion. An hour log should be turned in as well when your project is finished. Please make your answers as complete as possible.

## Girl Scout Gold Award® Final Report

1. What is your favorite Girl Scout Memory: \_\_\_\_\_

\_\_\_\_\_

2. Most influential role model: \_\_\_\_\_

\_\_\_\_\_

Please submit a head and shoulders photo, no larger than the square on the right. This will be used for Girl Scout publications.


### Photo Consent

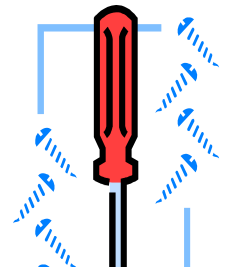
I hereby consent that this photograph may be used for Girl Scouts—Dakota Horizons and/or Girl Scouts of the U.S.A.

\_\_\_\_\_  
Girl Scout Signature

\_\_\_\_\_  
Parent/Guardian Signature

\_\_\_\_\_  
Date





## Resources and Tools

- The “Go For It” Girl Scout Gold Award STUDIO 2B insert.
- The STUDIO 2B Basics binder.
- Interest Projects for Girl Scouts 11-17
- STUDIO 2B Focus Books
- [www.studio2b.org](http://www.studio2b.org) website and [www.girlscouts.org](http://www.girlscouts.org) website
- Leader Magazine Insert on the Girl Scout Silver and Girl Scout Gold Awards
- Girl Scout Gold Advisor
- Council Staff
- Community Groups
- Troop/Group Advisor

